



Potency Results

Sample Name: *CBD Biomass*

Client: Genuine Quality Hemp

Client Batch ID:

Pinnacle-Analytics.com

3549 Lear Way, Suite 101

Medford OR 97504

P:(541)300-8217

Sample ID: rC-H-332-F527

Matrix: Flower

Prep Analyst: Megan A.

Analysis Method: 0717363 H3 1-27-2025 #1.lcm

Sampling Method: N/A

Reference Method: JCB 2009: HPLC/DAD

Analysis Batch: 3-19-2025 H3 324, 332, 355, 570 Flower

Date Sampled: 3/18/2025

Date Reported: 3/21/2025

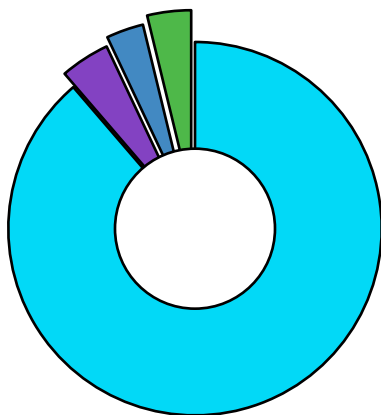
Client License: AG-R1063241IHG

1750 Delta Waters Rd #102-382

Medford OR 97504

For R&D Purposes Only

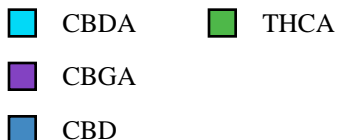
Total THC (THCA*0.877+d9-THC) **0.292%**
Total CBD (CBDA*0.877+CBD) **7.09%**
Moisture Content **12.2%**




| Cannabinoid | % Weight | mg/g |
|---------------------------|--------------|-------------|
| CBDV | <LOQ | <LOQ |
| CBDA | 7.76 | 77.6 |
| CBGA | 0.375 | 3.75 |
| CBG | <LOQ | <LOQ |
| CBD | 0.282 | 2.82 |
| THCV | <LOQ | <LOQ |
| CBN | <LOQ | <LOQ |
| d9-THC | <LOQ | <LOQ |
| d8-THC | <LOQ | <LOQ |
| CBC | <LOQ | <LOQ |
| THCA | 0.332 | 3.32 |
| Total Cannabinoids | 8.749 | 87.5 |

*ORELAP Accredited Analyte

Limit Of Quantitation: 0.1%, analyte not measured



These test results may not be altered or reproduced except in full without the permission of Pinnacle Analytics. These results were generated following the Oregon Administrative Rules and in accordance with the NELAP Institute under ORELAP License #4152
 Report generated by Flex_Potency_Rev1_2-9-2025


 Kris Ford, PhD
 Lab Director