



## Potency Results

Sample Name: *Lucky Leaf*

Pinnacle-Analytics.com  
3549 Lear Way, Suite 101  
Medford OR 97504  
P:(541)300-8217

### Matrix: Flower

Prep Analyst: Megan A.

Analysis Method: 0717363 H3 1-27-2025 #2.lcm

Sampling Method: N/A

Reference Method: JCB 2009: HPLC/DAD

Analysis Batch: 6-9-2025 H3 383 Flower

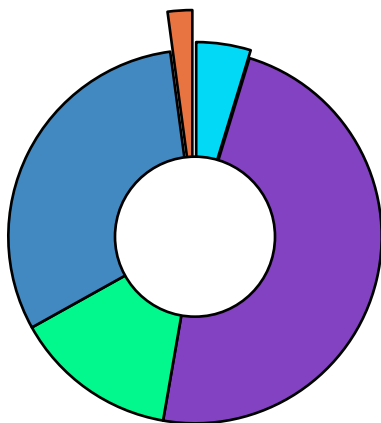
Date Sampled: 6/6/2025

Date Reported: 6/10/2025

Client License: N/A

For R&D Purposes Only

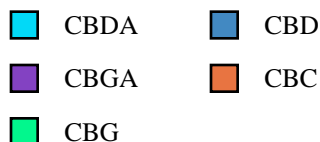
<b>Total THC</b> (THCA*0.877+d9-THC)	0%
<b>Total CBD</b> (CBDA*0.877+CBD)	3.79%
<b>Moisture Content</b>	5.9%




Cannabinoid	% Weight	mg/g
CBDV	<LOQ	<LOQ
CBDA	0.509	5.09
CBGA	5.18	51.8
CBG	1.53	15.3
CBD	3.34	33.4
THCV	<LOQ	<LOQ
CBN	<LOQ	<LOQ
d9-THC	<LOQ	<LOQ
d8-THC	<LOQ	<LOQ
CBC	0.229	2.29
THCA	<LOQ	<LOQ
<b>Total Cannabinoids</b>	<b>10.79</b>	<b>108.0</b>

\*ORELAP Accredited Analyte

Limit Of Quantitation: 0.1%, analyte not measured



These test results may not be altered or reproduced except in full without the permission of Pinnacle Analytics. These results were generated following the Oregon Administrative Rules and in accordance with the NELAP Institute under ORELAP License #4152  
Report generated by Flex\_Potency\_Rev1\_2-9-2025

  
Kris Ford, PhD  
Lab Director